

PROGLOVE

March 2026

ProGlove Brand Guidelines

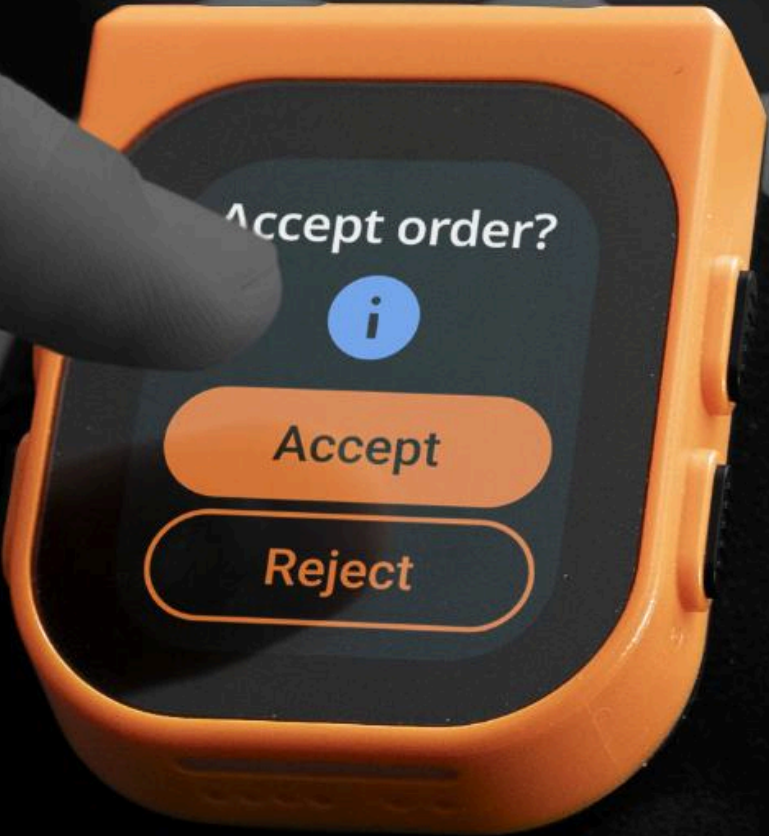


Table of Content

How to Use This Document

The ProGlove Brand

The Logo

Brand Colors

Typography

Print & Product Packaging

Photography

Videography & Sound Design

Legal

Corporate Boilerplate

Contact

Table of Contents

Everything you need to represent ProGlove consistently — from the foundations of the brand, through its visual identity and applications, to legal governance and contacts.

01 **How to Use This Document**
Navigating the guide and our philosophy.

02 **The ProGlove Brand**
Mission, guiding principles, and the story.

03 **The Logo**
The wordmark, clear space, and misuse.

04 **Brand Colors**
Orange, black, and the 60-30-10 balance.

05 **Typography**
The Roboto system and Perfect Fifth scale.

06 **Print & Product Packaging**
The identity across physical materials.

07 **Photography**
B&W environments, selective orange.

08 **Videography & Sound Design**
Full-colour motion and the sonic signature.

11 **Legal**
Copyright, trademarks, and usage rights.

12 **Corporate Boilerplate**
The standard “About ProGlove” and facts.

13 **Contact**
Assets, templates, and the Brand Team.

How to use this document

These guidelines are the foundation for every material ProGlove produces. They're built to be intuitive – consult them whenever you work on the brand's behalf. The brand belongs to all of us; getting it right is everyone's job.

Navigating the document

Main navigation: use the contents to jump to the logo, colour, typography, or any section.

Visual standards: “Top Tips” and “Situations to Avoid” boxes mark the rules that keep the brand consistent.

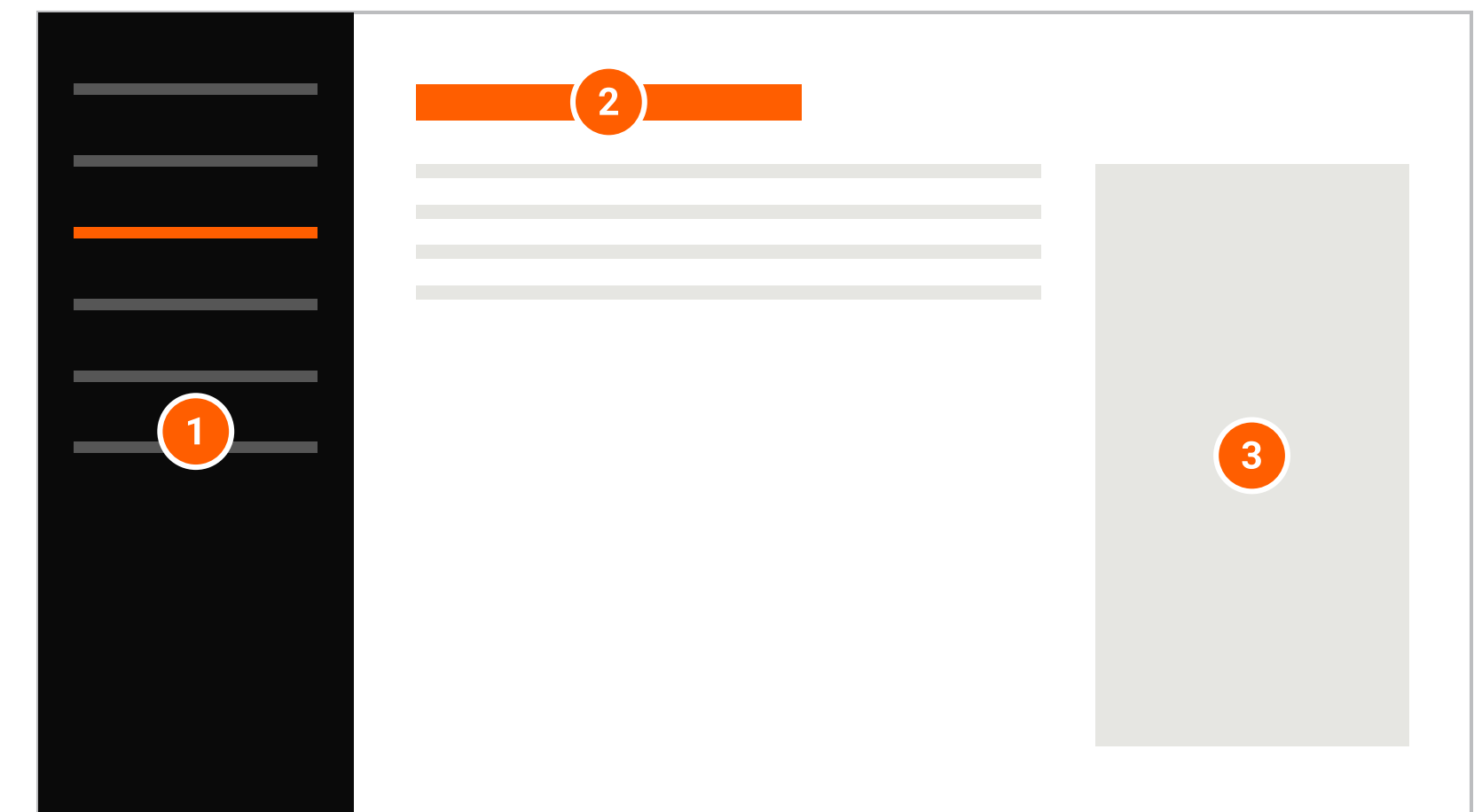
Hierarchy of information: follow the type and colour hierarchies so key messages read clearly.

Our philosophy

Creative flexibility: flexible enough for designers to express the brand's spirit.

Brand rigidity: rigid enough to keep ProGlove instantly recognizable everywhere.


Anatomy of a page



- 1 **Section navigation:** the dark sidebar; current section highlighted.
- 2 **Section title:** always in ProGlove Orange.
- 3 **Content & examples:** copy, rules, and worked visuals.

Conventions, Resources & Approvals

Reading the conventions



Rules

Hard requirements you must follow, in an orange-barred box.



Top tips & don'ts

Green check = on-brand; red cross = incorrect use.



Annotated examples

Numbered markers point to brand elements on real work.

Resources & Approvals

Downloads: logos, templates, and assets live in the brand asset library (see Contact).

Master templates: for high-frequency assets like PowerPoint, use the predefined templates without resizing them.

New vs existing: these rules apply to new work; existing materials needn't be updated retroactively.

Approvals: graphic overlays on photography or video need written sign-off from the Brand Team.

Not sure how to apply something?

Ask the Brand Team before you publish – see the Contact page. The brand belongs to all of us.

The ProGlove Brand

Our brand begins with what we believe: that the frontline is where most operational value is created – and that the people doing that work deserve technology built around them.

WHO WE ARE

ProGlove is a platform provider for operational efficiency – combining wearable technology, real-time analytics, and AI-powered assistance to make frontline work measurable, optimizable, and more human.

Our promise: a safe, healthy, and hyper-efficient workplace.

The three-layer platform

1 Wearables

Ergonomic data capture at the point of value creation.

2 Analytics

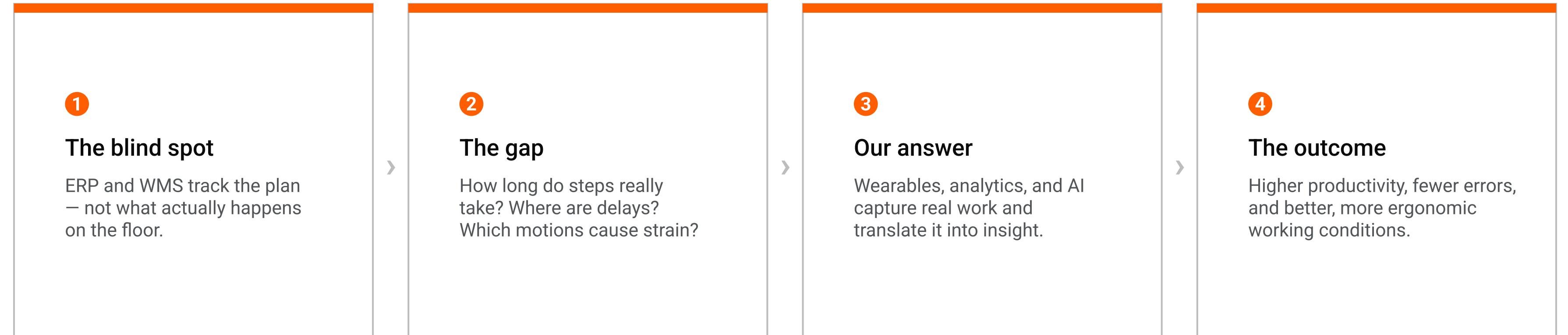
Real-time visibility into actual processes – the INSIGHT platform.

3 AI-powered assistance

From data to operational intelligence (ActivityAI, MAI).

Our Story

Around 80% of operational value is created on the shopfloor – yet it remains the blind spot of digitalization. This is the gap ProGlove was built to close.



“From day one, our goal was to make real work measurable – not theoretically, but in daily operations.”

Thomas Kirchner – Founder, ProGlove

From blind spot to strategic lever

Frontline work becomes a driver of competitiveness and resilience – measurable, optimizable, and managed in real time.

Our Guiding Principles

Refreshed in 2026 and shaped by input from across the company, six principles steer how we work, decide, and grow — together. They guide how the brand behaves as much as how it looks.

01

Prototype

Test ideas early and lightweight. Seek fast feedback, learn quickly, and scale what proves valuable.

02

Get things done

Take ownership from idea to outcome. Act with urgency, clear roadblocks, and finish what matters.

03

Work on things that matter

Be intentional with time and energy. Do the right things with clarity and purpose — not just more.

04

Simplicity

Keep products and processes easy to understand and use. Simple still means reliable and high-quality.

05

Build with customers

Put customers at the heart of every decision — approachable, honest, and always listening.

06

Succeed together

Success is shared. One team, shared outcomes over individual wins — and we celebrate them together.

The Logo

The most recognizable element of the brand is the logo. The consistent use of the logo is the key to maintaining brand strength through immediate recognition of who ProGlove is and what we stand for as a brand.

Corporate Brand

The ProGlove wordmark is our primary identifier. It represents our identity and should be used consistently across all brand communications to ensure global recognition.



PROGLOVE

Primary – ProGlove Orange. The default in almost every context.

PROGLOVE BRAND GUIDELINES
TABLE OF CONTENTS

Table of Content

How to Use This Document

The ProGlove Brand

The Logo

Brand Colors

Typography

Print & Product Packaging


Photography

Videography & Sound Design

Legal

Corporate Boilerplate

Contact



ProGlove logo mathematical construction

Table of Content

How to Use This Document

The ProGlove Brand

The Logo

Brand Colors

Typography

Print & Product Packaging

Photography

Videography & Sound Design

Legal

Corporate Boilerplate

Contact

Monochromatic Colour Variants

PROGLOVE

PROGLOVE

PROGLOVE

PROGLOVE

Table of Content

How to Use This Document

The ProGlove Brand

The Logo

Brand Colors

Typography

Print & Product Packaging

Photography

Videography & Sound Design

Legal

Corporate Boilerplate

Contact

Polychromatic Colour Variants



PROGLOVE

Free Space & Scaling

Free space is the area around the ProGlove logo that must be free of text or graphic elements. By leaving space around the logo, it can be ensured that it will stand out in all communication. The required clear space is defined by the height of the letter "P" in the ProGlove wordmark.

Scaling: The logo must be large enough to be easily readable in any application. The absolute minimum size for print and digital use is 2 cm wide.



Table of Content

How to Use This Document

The ProGlove Brand

The Logo

Brand Colors

Typography

Print & Product Packaging

Photography

Videography & Sound Design

Legal

Corporate Boilerplate

Contact

Positioning

The logo can be used in one of five positions: top left, top right, bottom left, bottom right, or centred depending on the design flow of the topic being created

PROGLOVE

PROGLOVE

PROGLOVE

PROGLOVE

PROGLOVE

Logo Situations to Avoid:

Logo Situations to Avoid To protect the integrity of the ProGlove brand, the logo must never be altered or compromised. Always use the supplied master artwork files.

Do not use a tagline: The ProGlove logo should stand alone. Do not lock it up with any taglines, secondary text, or department names.

Do not stretch or distort: Never pull, squash, or stretch the logo. Always scale the logo proportionally.

Do not use unapproved colors: Only the original data in the defined colors (Orange, Black, White) are used. Do not apply any other colors directly to the logo itself.

Do not apply graphic effects: Do not add drop shadows, bevels, glows, or 3D effects to the wordmark. Keep it flat and modern.

Do not place on busy backgrounds: Avoid placing the logo over cluttered or high-contrast areas of photography where it becomes illegible.



Do not ignore contrast rules: Do not place the Orange logo on a background that lacks sufficient contrast (e.g., similarly toned colors or busy textures). Use the White or Black variants when necessary to ensure the logo pops.

Do not rotate: Do not place the logo at an angle, vertically, or upside down. It must always sit on a horizontal baseline.

Do not recreate the wordmark: Never attempt to type out the logo using the standard Roboto font. The logo is a customized vector graphic.

Do not crowd the logo: Never violate the clear space rule by placing text, icons, or other graphical elements inside the free space boundary

Examples of Forbidden Logo Deformation



Product Brands & Sub-Brands

Sub-Brand Variations: In addition to our primary wordmark, we utilize specific sub-brand logos to represent our different platforms and offerings, including:

ProGlove INSIGHT

ProGlove INSIGHT MOBILE

ProGlove DOCS

ProGlove DEMO

The INSIGHT Brand

"Insight" serves as the dedicated product brand for our software. Alongside the wordmark, the software brand also utilizes a specific PROGLOVE INSIGHT Symbol

Usage Rules: Like the primary corporate brand, all product logos and the Insight symbol are core elements that may not be changed, modified, or reproduced.

Color & Spacing: Only the original data files in the defined colors may be used. Ensure the highest contrast rules and free space guidelines are applied to the Insight logo, the Insight symbol, and all other sub-brands exactly as they are to the primary corporate wordmark.

PROGLOVE DOCS

PROGLOVE DEMO

PROGLOVE INSIGHT

PROGLOVE INSIGHT MOBILE

ProGlove INSIGHT Symbol



Brand Colors

The brand is underpinned by a colour palette that is creative, strong, and powerful. In order to achieve a high recognition value for the brand, it is important that the color palette is applied consistently.

Colour balance – the 60-30-10 rule



Primary Pallet

ProGlove Orange

HEX #FF5F00
PANTONE 1585 C
CMYK 0 / 65 / 100 / 0
RAL 2008

HEX #0A0A0A
PANTONE Black 6 C
CMYK 0 / 0 / 0 / 100
RAL 9005

HEX #53565A
PANTONE Cool Gray 11 C
CMYK K-90

One orange.

#FF5F00 – PANTONE 1585 C – is the only ProGlove orange. Use it everywhere: the logo, UI, shapes, KPIs and headings alike. Any other orange value is incorrect.

Secondary Grays

Supporting grays provide structural hierarchy, grounding the primary colours and ensuring readability. HEX values are included for digital use.

Tonal Range



<p>Dark Gray</p> <p>HEX #53565A PANTONE Cool Gray 11 C CMYK K-90</p>	<p>Slate Gray</p> <p>HEX #54585A PANTONE 425 C CMYK 10/5/5/77</p>	<p>Medium Gray</p> <p>HEX #BCBEC0 PANTONE Cool Gray 4 C CMYK K-50</p>	<p>Light Grey</p> <p>HEX #E6E6E3 PANTONE Cool Gray 1 C CMYK K-20</p>
---	--	--	---

Use grays for body text, captions, dividers, table structure and UI surfaces – never as a substitute for the orange accent.

Accessibility & Colour Rules

Using colour

To stay true to “Simplicity”, keep colour clean, legible, and purposeful.

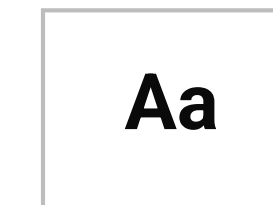
Purposeful depth: tables, diagrams and infographics stay flat and 2D; gradients or subtle shadows only for necessary depth.

Restrained effects: any gradient or shadow must be subtle and functional, never heavy or distracting.

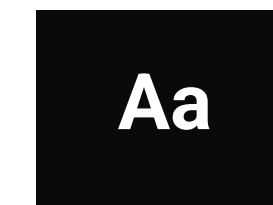
Hierarchy: orange and black carry emphasis; grays carry structure.

Never use orange for full body text on white - accents only

Accessibility & Contrast



Black on White
19.8:1
PASS




White on Black
19.8:1
PASS



Orange on Black
6.5:1
PASS



Black on Orange
6.5:1
PASS



Orange on White
3.0:1
Large text only



White on Orange
3.0:1
Large text only

Reserve orange-on-white for large display text;
Never use orange for full body text on white - accents only

Typography

Bold, elegant, and striking. Our typography is a flexible, intuitive system built on a clear structure.

Corporate typeface

Print and desktop applications use the Roboto family. As a Google font it is highly accessible, free, and simple to implement consistently across global teams.

- Light** — guides, kickers, and secondary metadata.
- Regular** — the standard for paragraph and body text.
- Medium** — the dedicated weight for all headlines.
- Bold** — strong emphasis and critical callouts.

Primary Weights in Use:

Roboto Light

abcdefghijklmnopqrstuvwxy | 0123456789

Roboto Regular

abcdefghijklmnopqrstuvwxy | 0123456789

Roboto Medium

abcdefghijklmnopqrstuvwxy | 0123456789

Roboto Bold

abcdefghijklmnopqrstuvwxy | 0123456789

ROBOTO · OUR TYPEFACE

Aa

Bold, elegant,
and striking.

abcdefg 0123456789

Typographic Scale & Spacing

A scalable, harmonious system regardless of composition size.

The scale

Headlines follow a “Perfect Fifth” modular scale (×1.5).

h1	228 px	×1.5
h2	152 px	×1.5
h3	101 px	×1.5
h4	68 px	×1.5
h5	45 px	×1.5
h6	30 px	×1.5
Paragraph (p)	20 px	body
Body Small	16 px	body
Small	13 px	body
Micro	9 px	body

Why body steps off the scale

Body sizes step off the modular scale slightly for on-screen legibility – intentional, not an error.

Hierarchy rules

Headlines (h1–h6): Roboto Medium – sturdy and reliable.

Body & secondary: Roboto Regular. 20 px primary, 16 px supporting.

Emphasis: Roboto Bold. Guides & kickers: Roboto Light.

Tracking & spacing

Line height 150% for body and secondary text.

Default tracking 0%; about –1% on large display headlines; positive on Light kickers.

Vertical margins follow the Perfect Fifth, proportional to the headline.

Anatomy of a Typographic Layout

Every on-brand layout uses the same ingredients – the scale, the weights, and generous space.

Best practices

Embrace open space so messaging is easy to digest.

Use the Perfect Fifth scale for undeniable contrast between headline and body.

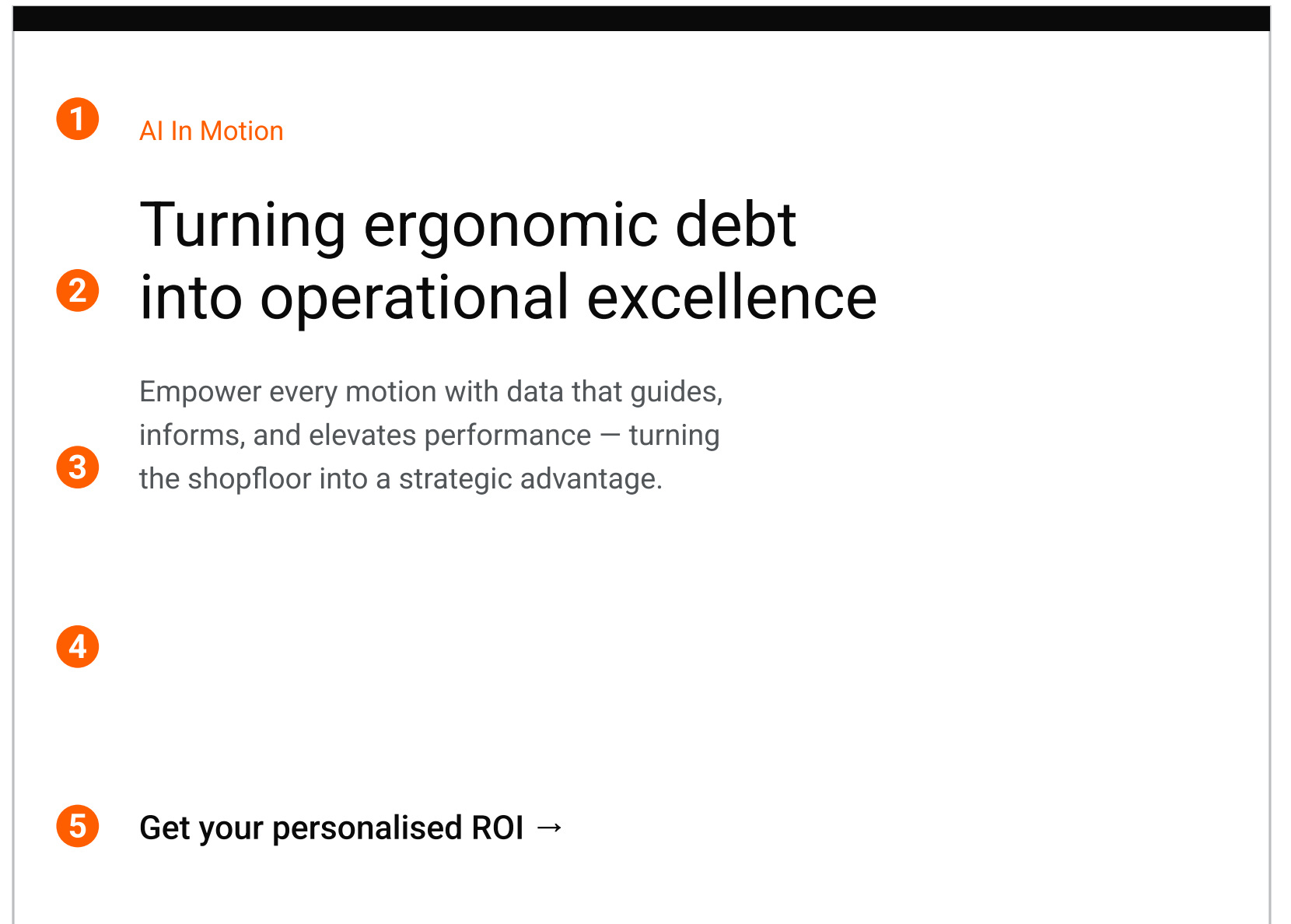
Don't mix conflicting sizes or weights in one paragraph.

Avoid

Cramped layouts, decorative fonts, or all-caps body copy.

Recreating the logo wordmark in Roboto.

- 1 **Kicker:** Roboto Regular, ProGlove Orange or White
- 2 **Headline:** Roboto Medium, top of the Perfect Fifth scale.
- 3 **Body:** Roboto Regular at 150% line height.
- 4 **Open space:** generous margins; whitespace is active.
- 5 **Call to action:** Roboto Medium for the single key action.



Worked layout – the scale and weights in use.

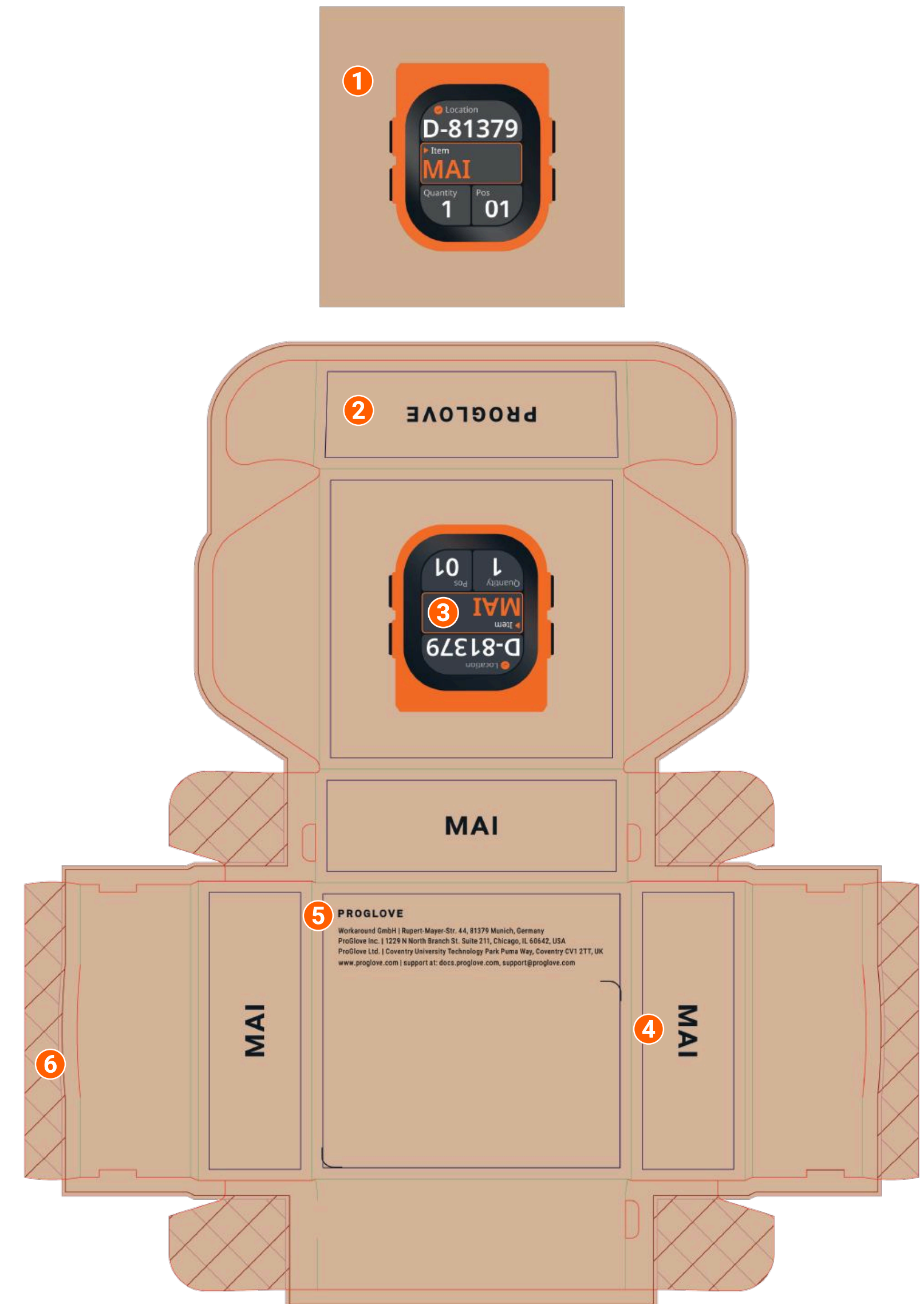
Print & Product Packaging

Our packaging is honest and sustainable: natural kraft board, the device made the hero in orange, and nothing more than the brand needs. Here is the system laid out on a product carton — shown flat as a dieline.

Corporate typeface

Print and desktop applications use the Roboto family. As a Google font it is highly accessible, free, and simple to implement consistently across global teams.

- 1 Product face:** the box shows the MAI Wearable Companion with its real in-use display.
- 2 Wordmark:** PROGLOVE on the closure panel.
- 3 Device screen:** a true-to-life UI (location, item, quantity, position) renders the product honestly.
- 4 Side-panel naming:** “MAI” repeated vertically for bin and shelf visibility.
- 5 Legal & support:** Workaround GmbH (Munich), ProGlove Inc. (Chicago), ProGlove Ltd. (Coventry); proglove.com, docs, support.
- 6 Kraft dieline:** unprinted recyclable board with clean fold lines and glue flaps.



Print & Product Packaging

The same system flexes across wearables, accessories, and devices – boxes, bags, and header cards.

Packaging principles

Kraft + orange + black/white only: minimal ink on recyclable board.

Make the device the hero: a clean white line illustration or true-to-life render, in orange.

Name the product large, and repeat it vertically on side panels for bin and shelf visibility.

Always include

Legal block: Workaround GmbH (Munich), ProGlove Inc. (Chicago), ProGlove Ltd. (Coventry).

Support: proglove.com, docs.proglove.com, support@proglove.com.

Compliance: CE / UKCA and recycling marks; materials and country of origin.

Variant cues: colour or label to distinguish hand, size, or device colour.



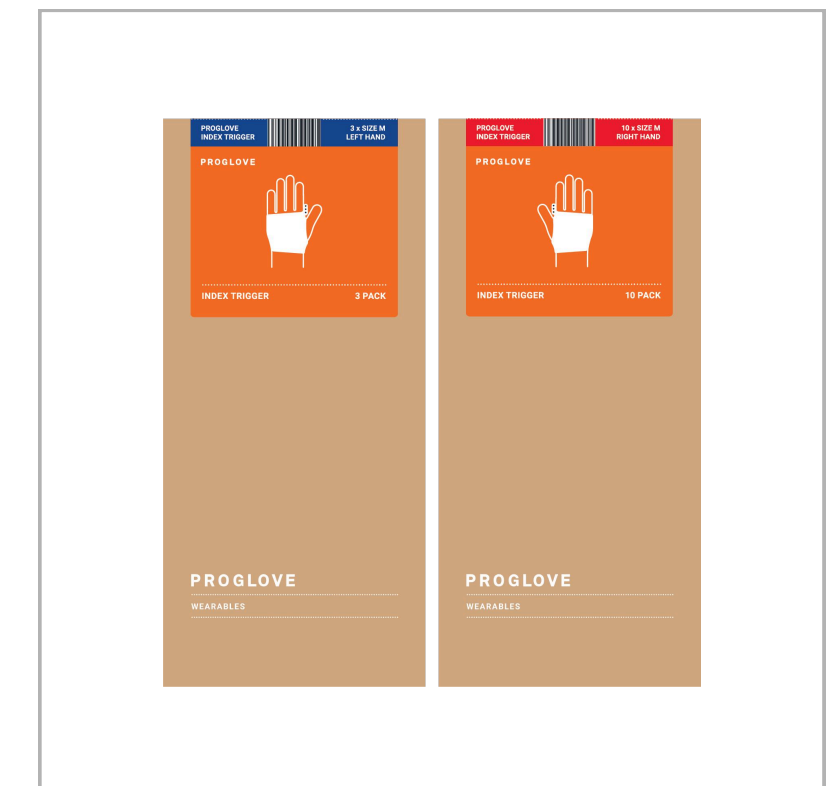
MARK – scanner box



LANA Portable Android Computer box



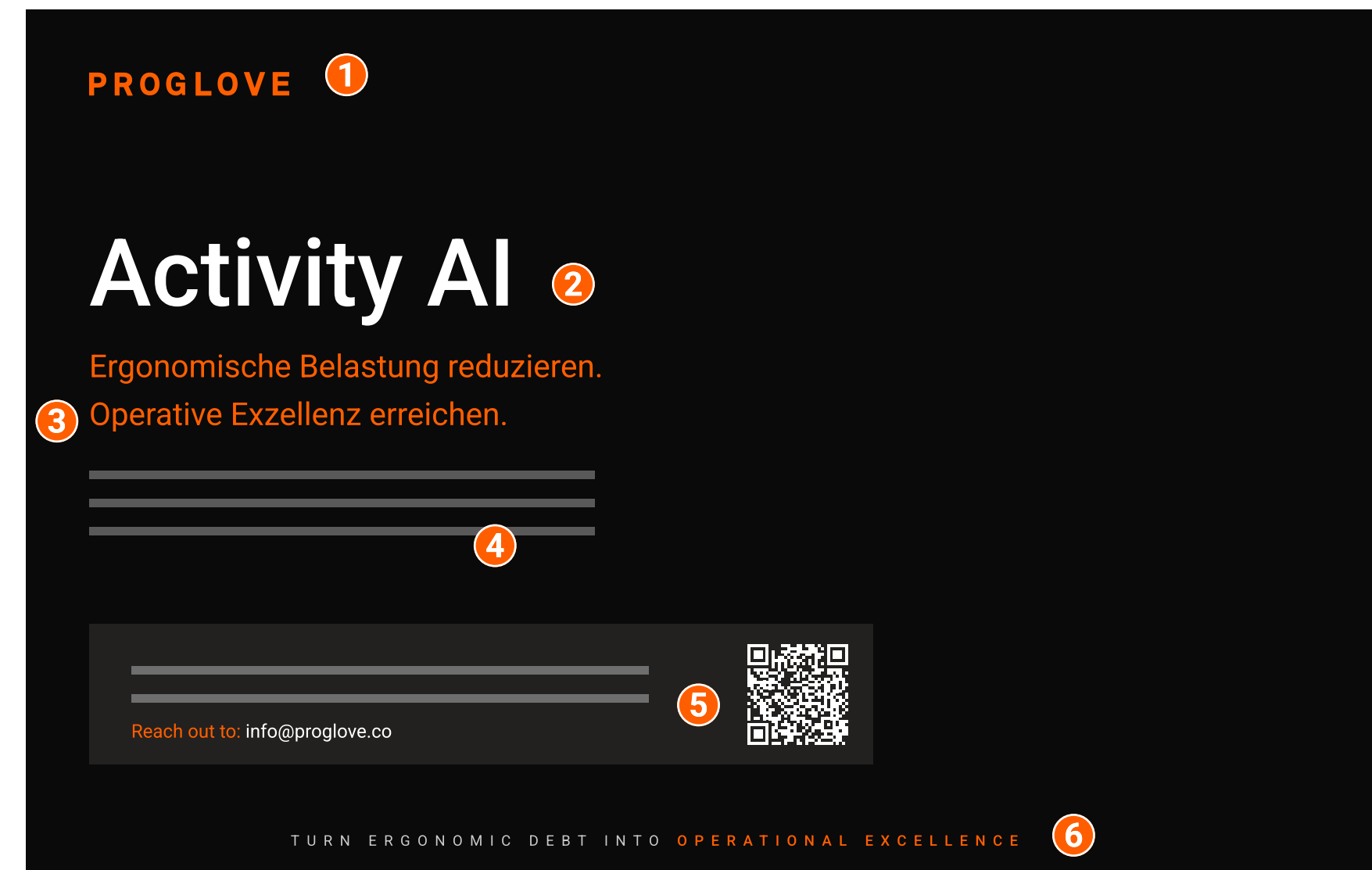
Hand Strap



Index Trigger

Print Collateral

Flyers, one-pagers, and ads share one layout system and one voice – benefit-led, direct, and evidence-based.



Flyer – hero layout (anatomy). The back uses the same system in a light, detail layout.

Anatomy

- 1 **Wordmark:** ProGlove, orange, top-left.
- 2 **Headline:** large, the single subject.
- 3 **Benefit subhead:** orange, the promise in one or two lines.
- 4 **Body:** direct address, evidence-led, with generous space.
- 5 **CTA block:** panel, a QR and one clear action.
- 6 **Campaign line:** tracked-caps footer - the brand promise

Photography

We don't just document reality — we design perception. Photography puts people first for a safe, healthy, and hyper-efficient workplace. The Wearable Companion is the tool; the worker is the hero.

Our signature aesthetic

Black & white base: timeless and calm; it flattens industrial noise so the story can breathe.

Selective colour: orange appears only on the device, in the worker's hand: the narrative anchor.

Swiss-inspired composition: clean geometry, active negative space, grid-aligned framing.

Soft industrial light: ambient and authentic; positive, calm, confident — never harsh or theatrical.

Why this works

One glance = unmistakably us. B&W signals trust; orange signals progress; colour on the tool in the hand signals care — real work, real people, real impact.



On-brand: B&W base, selective orange on the wearable, soft light, editorial framing.

The B&W + orange treatment applies to product photography — the Wearable Companion.

Anatomy of a ProGlove Shot

Every on-brand image combines the same ingredients.
Here they are at work.



ProGlove photography – reference example.

In this shot

- 1 **Black & white environment:** warehouse noise flattened to calm.
- 2 **Orange wearable:** colour only on the device; the narrative anchor.
- 3 **Device in use:** a real interaction, not a posed product shot.
- 4 **Authentic action:** natural posture, focused gaze, hands in flow.
- 5 **Leading lines:** shelving guides the eye to the human-device moment.
- 6 **Soft, even light:** ambient and natural, noharsh shadows.

What We Capture & What to Avoid

Thematic focus & composition


People over product: never isolate the tech; the wearable is in use, in orange, in the hands.

Authenticity over staging: they should look like they work there. If it feels like stock, it's wrong.


Action over poses: capture flow: reaching, scanning, collaborating; the moment before or after the beat.

Composition: rule of thirds and asymmetry; leading lines; negative space leftactive for overlays.


On-brand examples




Human-device interaction



Functional storytelling



Device as anchor · UI



Scale & teamwork

Situations to avoid

Don't glorify the object: no floating or glamorized hardware without a human moment.

Don't use full-colour environments: it dilutes the B&W + orange identity.

Don't use staged stock-photo poses, or harsh, theatrical, or coloured lighting.

Don't drift off-brand: keep the official orange and a consistent B&W treatment everywhere.

Table of Content

How to Use This Document

The ProGlove Brand

The Logo

Brand Colors

Typography

Print & Product Packaging

Photography

Videography & Sound Design

Legal

Corporate Boilerplate

Contact

Videography & Sound Design

Video brings the human story of Industry 4.0 to life through purposeful motion, natural environments, and immersive sound. We don't just record products — we capture the rhythm of work.

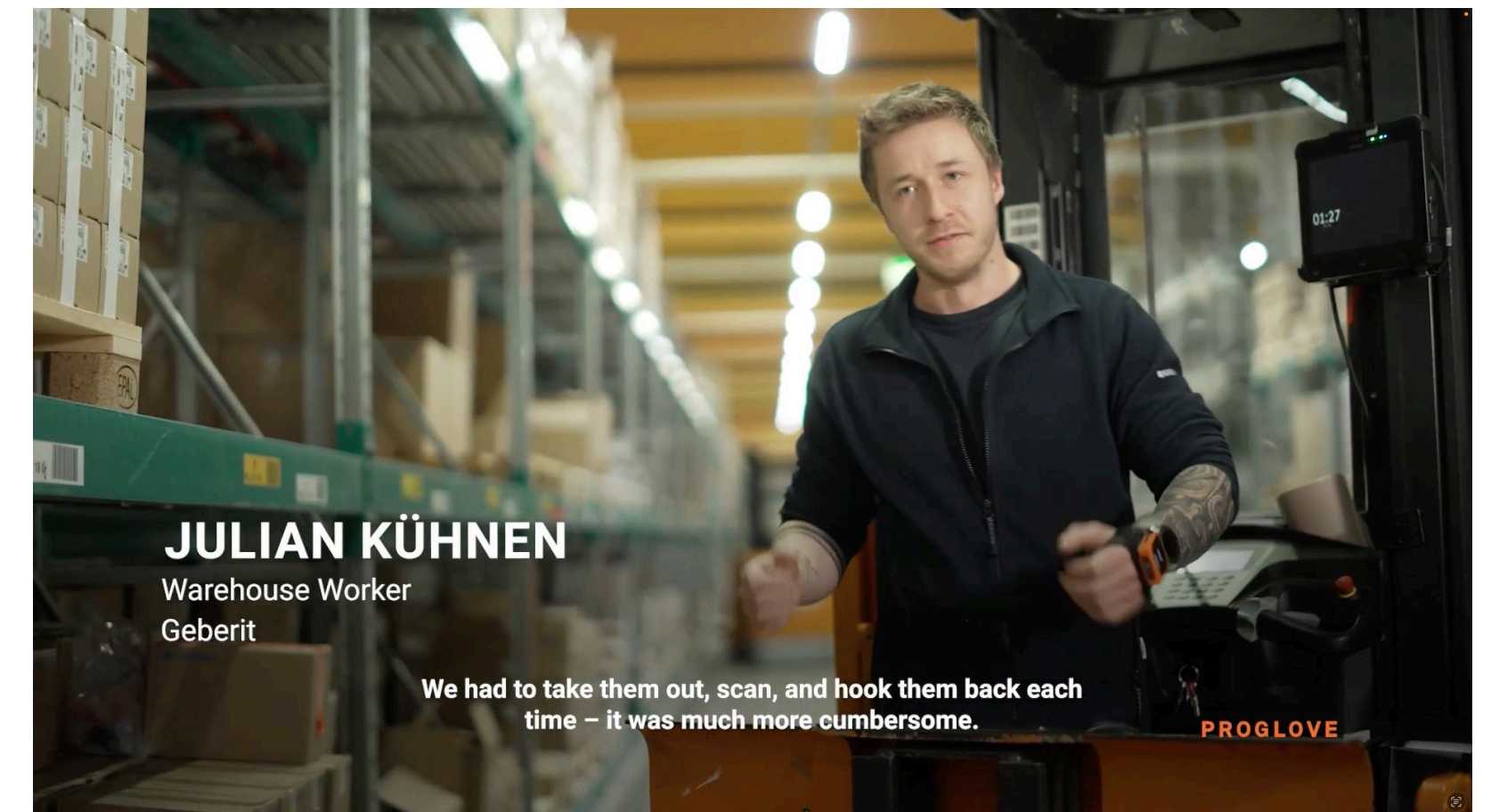
Principles & cinematography

Work on things that matter: every frame serves the story: the frontline worker and the tangible impact.

Human-centric: the device is the tool; the worker is the hero.

Full colour, true to life: unlike our B&W photography, video is full colour: natural grading and soft, diffused industrial light. The orange wearable stays the anchor.


Camera & depth: smooth gimbal or stabilized handheld that moves with the worker; shallow depth for intimacy, wider for scale.



On-brand: full-colour shopfloor, a real customer (Geberit), authentic work in motion.

Anatomy of a ProGlove Video Frame

Every frame combines the same ingredients – full colour, the human story, and clean overlays.



ProGlove video frame – reference example (customer interview).

In this shot

- 1 **Full colour:** true-to-life grading grounds the viewer (the opposite of our B&W photography).
- 2 **Real customer, authentic voice:** a genuine customer (Geberit), natural and unforced.
- 3 **Natural environment:** the customer's own space, in soft, ambient light.
- 4 **Lower third:** name in bold white type directly over the footage; no bulky box.
- 5 **Role & company:** lighter weight beneath the name; clear hierarchy.
- 6 **Wordmark:** ProGlove, orange, bottom-right; flat and unobtrusive.

Editing & Motion Graphics

Cut for rhythm, keep it authentic, and let data come alive over real footage.

Editing & motion

Rhythm & flow: cut on the action; keep it snappy and fluid, never lingering.


Authentic pacing: let micro-expressions and natural pauses breathe; don't hyper-edit.

Transitions: clean and simple (hard cuts or smooth crossfades); no cheesy digital effects.

Data overlays: NSIGHT and ActivityAI visualizations animate over real footage to make process insight tangible.

Overlays & lower thirds

Flat 2D, soft rounded corners, no heavy shadows; white type directly over footage, no bulky boxes.



Motion graphics – data visualizations animate over the real shopfloor.

NAME SURNAME

Role · Company

PROGLOVE

Lower third – white type over footage, wordmark in orange, no box.

Sound Design

Sound is half the experience. We blur the line between the physical shopfloor and the musical score, so every device and video feels immersive and unmistakably ProGlove.

Our sonic signature

The ProGlove beep: our successful-scan sound is the sonic logo; a clear rhythmic anchor in the edit.

Environmental integration: real shopfloor ambience (conveyors, boxes, footsteps) is a primary element; we elevate it, never mute it.

Immersive synthesis: foley is woven into the score so a scanner chirp harmonizes with the track.

Music: driving, modern, confident; no distracting lyrics.



The successful-scan waveform, drawn as vectors — our sonic logo, the anchor of every edit.

The Device Sounds

Three core sounds give every ProGlove device a single, recognizable voice. These are the actual waveforms.

01 Start-up

Plays on power-on — a warm, textured swell that confirms the device is awake and ready.




02 Scan

The successful-scan beep — our sonic logo. Short, bright, unmistakable; the rhythmic anchor of every edit.



03 Connected / Successful

Confirms pairing and successful actions — a rising sequence of clean pulses that resolves with a confident flourish.



The Sonic Mix

Three layers combine into one immersive, hyper-efficient sonic world.

Three layers, one mix

Environment

conveyors, boxes, footsteps



Music score

driving, modern, confident



ProGlove beep

the sonic logo, as accent



Immersive mix

= one unified sonic world



Mixing principles

Voiceover first: the mix always keeps the speaker clear; nothing competes with it.

The beep cuts through: the sonic logo sits clearly above the ambience as a rhythmic accent.

Ambience supports: environmental foley grounds the scene without dominating.

Build momentum: pacing and music rise toward a safe, healthy, hyper-efficient finish.

Situations to avoid

Don't use tracks with distracting lyrics that fight the voiceover.

Don't mute the environment — elevate it instead.

Don't overuse the beep — it's punctuation, not a loop.

Legal

These guidelines, and the brand assets they govern, are the property of ProGlove. Use them only as described here, and consult Legal for anything outside these rules.

Copyright

All content, graphics, typography, photography, and design elements in these guidelines are the exclusive property of ProGlove (Workaround GmbH) and are protected by copyright. They may not be altered, modified, or reproduced outside the rules set out in this document.

Usage Rights

These guidelines support internal employees, authorized partners, and approved external vendors.

Use is permitted for official ProGlove business only.

Unauthorized use, distribution, or reproduction is prohibited.

Graphic overlays on photography or video require written permission from the Brand Team

Trademarks

The following are trademarks of ProGlove (Workaround GmbH):

ProGlove

ProGlove Logo

MARK

MAI

LEO

LANA

INSIGHT

INSIGHT Control

INSIGHT Enhance

INSIGHT Warehouse 360

Activity AI

Trademark usage

Apply ™ or ® according to each mark's registration status in the relevant territory – confirm with Legal.

Don't alter, abbreviate, translate, or pluralize a trademark.

Use a trademark as an adjective with its generic noun (e.g. “the MARK scanner”), not as a verb.

Attribute third-party trademarks to their respective owners.

Corporate Entities

ProGlove operates through the following legal entities.

Global HQ – Germany

Workaround GmbH

Rupert-Mayer-Str. 44
81379 Munich, Germany

North America – USA

ProGlove Inc.

222 W Merchandise Mart Plaza, Suite 1212
Chicago, IL 60654, USA

United Kingdom

ProGlove Ltd.

Coventry University Technology Park
Puma Way, Coventry CV1 2TT, UK

Serbia

ProGlove d.o.o.

Omladinskih brigada 88–90
11000 Belgrade, Serbia

Imprint & legal queries

Direct legal, imprint, and trademark questions to the Brand / Legal team (see Contact).

Reference only – not legal advice

Confirm all entity names, addresses, and trademark / registration status with ProGlove Legal counsel before publication.

Corporate Boilerplate

The boilerplate is the standard “About ProGlove” paragraph that closes press releases and external communications. Use it verbatim; update figures only through Communications.

ProGlove is a Munich-based technology company, founded in 2014, that turns the shopfloor into a strategic advantage. Its platform pairs wearable scanners with software (ProGlove INSIGHT) and AI-powered assistance to make frontline work measurable, optimizable, and more human – capturing process times, movement patterns, and ergonomic strain to raise productivity, reduce errors, and improve working conditions. More than 2,000 customers across logistics, manufacturing, and retail rely on ProGlove worldwide. The company operates as Workaround GmbH and is backed by Nordic Capital.

In one line

ProGlove is the platform provider for operational efficiency – wearables, analytics, and AI that make frontline work measurable, optimizable, and more human.

2014

Founded

2000+

Customers Worldwide

Munich

Global headquarters

Nordic Capital

Backed by

How to Use This Document

The ProGlove Brand

The Logo

Brand Colors

Typography

Print & Product Packaging

Photography

Videography & Sound Design

Trade Fairs & Experience Center

Social Media

Legal

Corporate Boilerplate

Contact

Using the Boilerplate

How to use it

Place it at the end of press releases and external communications, under a “About ProGlove” heading.

Use it verbatim — don't paraphrase, trim, or re-order the sentences.

Update statistics only through Communications; never edit figures ad hoc.

Translate only via approved localization, keeping meaning and figures intact.

Pair it with the approved logo and a current media contact.

Leadership

Konstantin Brunnbauer — Co-Founder & Managing Director

Thomas Kirchner — Founder

Marcel Kars — Chief Revenue Officer

Pierre Mikaelsson — Chief Product Officer

Petteri Saarinen — Chairman of the Board

Use full name and current title on first reference; title only thereafter.

Press & Media

Media resources, imagery, and the current boilerplate are published at proglove.com/press. Direct media enquiries to ProGlove Communications.

Keep it current

Figures, leadership, and titles change. Confirm the latest boilerplate, statistics, and executive titles with Communications before publishing. (Leadership current as of early 2026.)

How to Use This Document

The ProGlove Brand

The Logo

Brand Colors

Typography

Print & Product Packaging

Photography

Videography & Sound Design

Trade Fairs & Experience Center

Social Media

Legal

Corporate Boilerplate

Contact

Contact Us

Whether you have a question about our brand guidelines, need access to specific design assets, or want to discuss a marketing initiative, our team is here to help.

For all marketing, brand, and design inquiries, please reach out directly to our:

Bingning Liu | Marketing Director

bingning.liu@proglove.de

Božidar Surla | Senior Brand Designer

bozidar.surla@proglove.de